

2014 Player's Advantage Golf Skills Scorecards- Short Game

The following represent **OFFICIAL SHORT GAME SCORECARDS** for the **2014 Player's Advantage Golf Skills Challenge**. Players are encouraged to print copies and use during practice. Upon arrival at qualifying sessions, players will be (1) asked to declare their intentions, (2) given an OFFICIAL SCORECARD, (3) paired with other players and (4) begin the qualifying session. Adult supervisors will be available for assistance.

Age Groups: 18U & 15U
Competition/Tour Level (Lt. Yellow)

Age Group - 12U
Intermediate Level (Lt. Green)

Age Group: 9U
Futures Level (Lt. Blue)

Skills Station		1	2	3	4	5	6	7		
Name	GREEN ZONE	String	Curve	Distance	Chip	Pitch	Lob	Bunker	Green Zone Total	Green Zone Index
		Putting	Putting	Putting	Shots	Shots	Shots	Shots		
<i>Player's Advantage</i>	Points	2 pts.	2 pts.	4/2/1 pt.	4/2/1 pt.	4/2/1 pt.	4/2/1 pt.	4/2/1 pt.		
<i>Short Game Skills Challenge</i>	Target	Holed	Holed	Hole/3/6	Hole/3/6	3/9/G	3/9/G	3/9/G		
Ball #1 & #2	X	2'	3'	20'					↓	Score divided by 80 ↓
Ball #3 & #4	X	4'	6'	30'						
Ball #5 & #6	X	6'	9'	40'	C	P	L	B		
Ball #7 & #8	X	X	12'	50'	X	X	X	X		
Ball #9 & #10	X	X	15'	60'	X	X	X	X		
Double Points - Last Ball at each Station	X	X	X	X	X	X	X	X		
Total Points										
Competition/Tour Level										

Indian River Golf Foundation



www.irgf.org

roger.vandyke@comcast.net

amdonadio85@aol.com

MARKER:

ATTEST:

Skills Station			1	2	3	4	5		
Name	GREEN ZONE		String	Curve	Distance	Chip	Pitch	Green Zone Total	Green Zone Index
			Putting	Putting	Putting	40'	15 yds		
<i>Player's Advantage</i>	Points		2 pts.	2 pts.	4/2/1 pt.	4/2/1 pt.	4/2/1 pt.		
<i>Short Game Skills Challenge</i>	Target		Holed	Holed	Hole/3/6	Hole/3/6	3/9/G		
Ball #1	x	x	2'	3'	20'				Score divided by 48 
Ball #2	x	x	2'	3'	20'				
Ball #3	x	x	4'	6'	30'				
Ball #4	x	x	4'	6'	30'				
Ball #5	x	x	6'	9'	40'				
Ball #6 - Double Points	x	x	6'	9'	40'	C	P		
Total Points									
<i>Intermediate Level</i>									

Indian River Golf Foundation



www.irgf.org

roger.vandyke@comcast.net

amdonadio85@aol.com

MARKER:

ATTEST:

Skills Station			1	2	3	4	5		
Name	GREEN ZONE		String	Curve	Distance	Chip	Pitch	Green Zone Total	Green Zone Index
			Putting	Putting	Putting	40'	10 yds		
<i>Player's Advantage</i>		Points	2 pts.	2 pts.	4/2/1 pt.	4/2/1 pt.	4/2/1 pt.		
<i>Short Game Skills Challenge</i>	Target		Holed	Holed	Hole/3/6	3/6/G	3/9/G		
Ball #1	X	X	2'	2'	10'				Score divided by 48 
Ball #2	X	X	2'	2'	10'				
Ball #3	X	X	4'	4'	20'				
Ball #4	X	X	4'	4'	20'				
Ball #5	X	X	6'	6'	30'				
Ball #6 - Double Points	X	X	6'	6'	30'	C	P		
Total Points									
<i>Futures Level</i>									

Indian River Golf Foundation

www.irgf.org

roger.vandyke@comcast.net

amdonadio85@aol.com

MARKER:

ATTEST: